



ECONOMIC IMPACT OF ARTS & CULTURE IN THE CINCINNATI REGION 2024



WELCOME FROM BRENDON CULL & ALECIA KINTNER



BRENDON CULL
PRESIDENT & CEO,
CINCINNATI REGIONAL
CHAMBER

Welcome to the 2024 report on the Economic Impact of Arts & Culture in the Cincinnati Region, commissioned by ArtsWave and produced by the Center for Research & Data at the Cincinnati Regional Chamber.

This report underscores the intrinsic connection between a thriving arts sector and a thriving regional economy. In these pages, you will discover the profound, tangible impact of the arts – from job creation and tourism to the fostering of a vibrant, inclusive community that attracts talent and investment. Our region's arts and culture industry has proven to be a catalyst for innovation and growth, propelling Cincinnati onto the national stage as a hub where culture and commerce converge.

The foundation of the economic impact you will read about is ArtsWave's unwavering commitment to fuel a more vibrant regional economy and connected community through the arts – a commitment that's endured nearly 100 years. Through its annual campaign, ArtsWave is the primary funder of our arts sector, and indirectly supports a number of industries across the region. In partnership with ArtsWave, the Cincinnati Regional Chamber is proud to champion the arts as a driving force in our growth strategy, recognizing that a thriving creative sector is a marker of economic prosperity and growing cultural vibrancy.

The arts are not a luxury. They are an essential thread in the fabric of our communities, weaving together diverse voices, perspectives, and experiences that make our region vibrant – culturally and economically. This report is a clarion call: arts and culture in the Cincinnati region can drive our growth in the future. The support of an organization like ArtsWave together with the collaborative efforts of artists, cultural organizations and institutions, the business community, and individuals will continue to deliver an economic impact to our entire region that reinforces our position globally. Enjoy this report and join in our work to grow the arts and culture economy in the Cincinnati region.



ALECIA KINTNER
PRESIDENT & CEO
ARTSWAVE

The pandemic and post-pandemic years hit the national nonprofit arts and culture sector at its core, with near-total loss of ticket revenue and thousands of employee lay-offs. This report provides a snapshot of the state of the arts in the Cincinnati region today.

For the first time, this report also gives us a way to think about the aggregate economic impact of a well-established arts sector, up-and-coming new cultural organizations, and the massively popular arts-based festival, BLINK. As you will see, the numbers tell an important – and perhaps surprising – story.

In creating this report, we also asked the Cincinnati Chamber's Center for Research and Data to look at the state of the annual ArtsWave Community Campaign. For almost a century, individuals, businesses, and foundations have come together through ArtsWave to help fund arts and culture in the region. For many organizations, though certainly not all, the citizen-funded grant from ArtsWave represents their largest single source of contributed revenue.

Arts organizations benefit our communities in myriad ways: by supplementing classroom resources; catalyzing neighborhood development; connecting families and friends across generations, race, and ethnicities; and offering free, low-cost, or accessible cultural opportunities so that all may enjoy. In addition to these hard-to-quantify social impacts, this report offers fresh evidence that the not-for-profit arts sector is a significant contributor to the Cincinnati region's overall economic health and vibrancy.

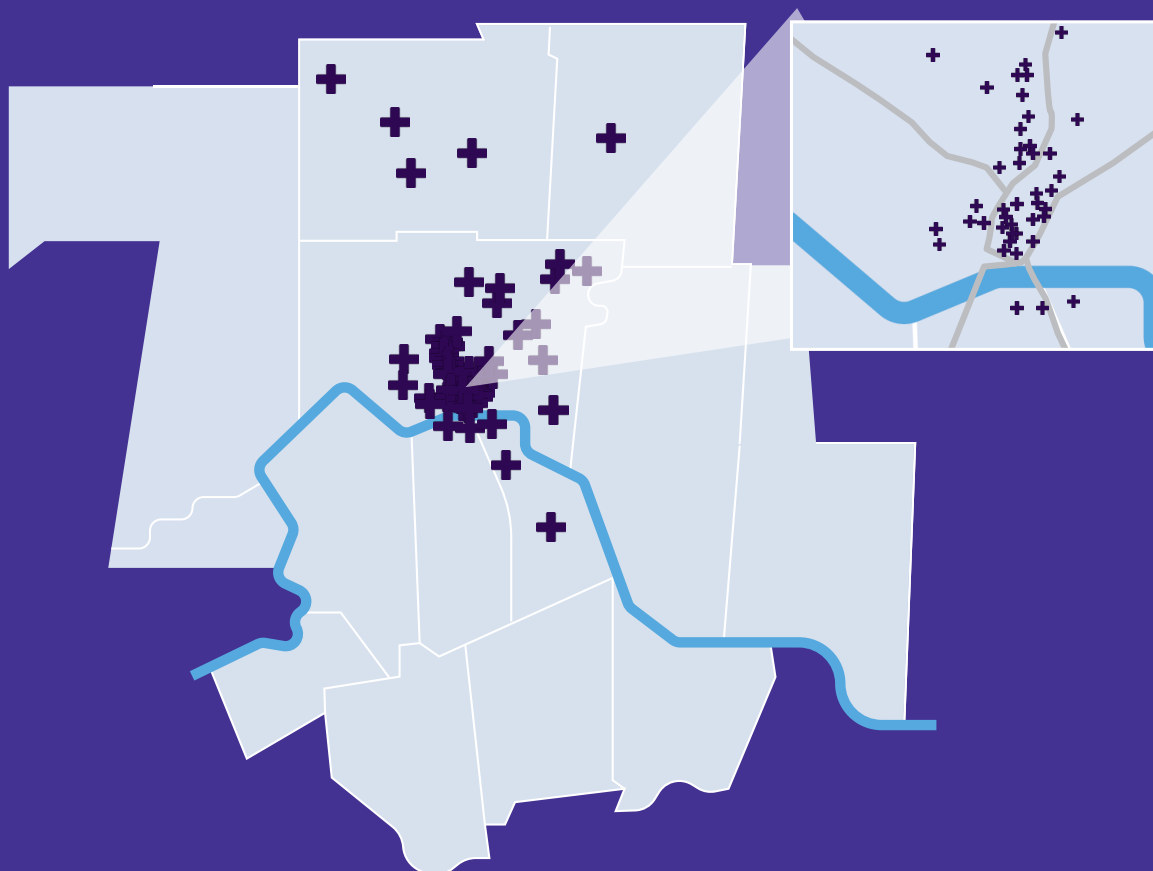
To everyone who supports the ArtsWave Community Campaign, we extend heartfelt appreciation for your partnership in creating stronger arts for a stronger region. We hope this report affirms – or inspires – both further investment and increased leverage of the region's arts in advancing a prosperous and creative future for all.



TABLE OF CONTENTS

+	GEOGRAPHIC PROFILE	3
+	ECONOMIC IMPACT OF ARTS & CULTURE 2019-2022	4
	State of the Arts	
	Community Strengths	
	BLINK 2022	
	Ten Largest Organizations by Expenditures	
	Economic Impact of Ten Fast Growing BIPOC Organizations	
	Expenditures	
	Investments	
+	LOOKING FORWARD	17
+	STRONGER ARTS FOR A STRONGER REGION	19
+	METHODOLOGY	20

ORGANIZATIONS RECEIVING ARTSWAVE FUNDING IN THE CINCINNATI REGION



While a majority of the 70+ arts and cultural organizations studied in this report are located in Hamilton County, ArtsWave's funding extends into surrounding communities including North Cincinnati and Northern Kentucky. It is anticipated that the ripple effect of ArtsWave's impact will continue to spread from the region's core county in the years to come.

\$1.6 BILLION ECONOMIC IMPACT FROM 2019-2022

Total economic impact of the Cincinnati region's arts and culture sector over the past four years has been **\$1,583,433,246**. The annual average over that time period was \$395,858,312 and the economic impact peaked in 2022 at \$488,470,654. That's an increase of \$77,770,708 since 2019, and a one-year increase of \$149,883,142 from the pandemic low in 2021. **It is projected that the annual economic impact of arts and culture will grow to \$586,687,865 in 2027** and the **total economic impact from 2023 to 2027 will be \$2,773,142,848**. These numbers don't include BLINK, which is outlined separately in this report.



By 2027, projections show that the annual economic impact of arts and culture will grow to \$586,687,865.

2022 ECONOMIC IMPACT

Despite challenges presented by the pandemic and uncertain economic conditions exacerbated by inflation, the arts in the Cincinnati region have shown clear signs of bouncing back. The 2022 total economic impact of \$488,470,654 is nearly \$150M more than 2021, a 44.3% increase. Additionally, the arts, entertainment, and recreation sector experienced the largest percentage increase in job growth (29%) from 2020 to 2022, according to the Center for Research and Data at the Cincinnati Regional Chamber's 2023 State of the Region report.



TOTAL 2022 ECONOMIC IMPACT \$488,470,654

Economic Impact is the total increase in business sales revenue through direct expenditures of arts and culture organizations and new, ancillary sales created by that spending.



EARNINGS

\$202,774,836

This number represents the total change in earnings resulting from the economic impact of organizations that ArtsWave helps fund. This includes both direct earnings and the ripple effect created by those earnings.



JOBBS CREATED OR SUPPORTED

6,518

This number represents employment created or supported by the organizations that ArtsWave helps fund. This includes jobs directly created by these organizations and jobs created within the local economy because of this economic activity.



TAXES GENERATED

\$15,746,117

This number represents the local, state, and federal taxes generated on production and imports of goods and services produced by arts and culture organizations.



ArtsWave's support allows organizations to leverage dollars for additional funding, and ultimately those organizations are able to contribute \$42.47 to the regional economy for every dollar that ArtsWave originally invested.





+ BREAKDOWN OF 2022 ECONOMIC IMPACT

	TOTAL IMPACT	EARNINGS	JOBS	TAXES GENERATED	
DIRECT	\$261,735,861	\$139,495,060	5,505	LOCAL TAXES	\$6,848,546
INDIRECT	\$226,734,793	\$63,279,776	1,013	STATE TAXES	\$5,705,955
TOTAL	\$488,470,654	\$202,774,836	6,518	FEDERAL TAXES	\$3,191,616
				TOTAL TAXES	\$15,746,117



“The Center for Research & Data is proud to present the economic impact of arts and culture on our region. Intuitively our team knew that the impact was large, but we now know for sure that a vibrant arts sector and ArtsWave are vital to the Cincinnati region’s economy.”

BRANDON RUDD
 DIRECTOR, CENTER FOR RESEARCH & DATA,
 CINCINNATI REGIONAL CHAMBER



STATE OF THE ARTS IN THE CINCINNATI REGION

As seen in the charts below, for the four-year period selected for this report, the sector's total impact and associated metrics across the creative economy – total earnings, total jobs, and total taxes – have all returned to and grown from their pre-pandemic levels. Notably, **the 2022 total economic impact of arts and culture increased by 18.9% compared to 2019 and 44.3% compared to 2021.**

TOTAL ECONOMIC IMPACT 2019-2022



TOTAL EARNINGS 2019-2022



TOTAL JOBS 2019-2022



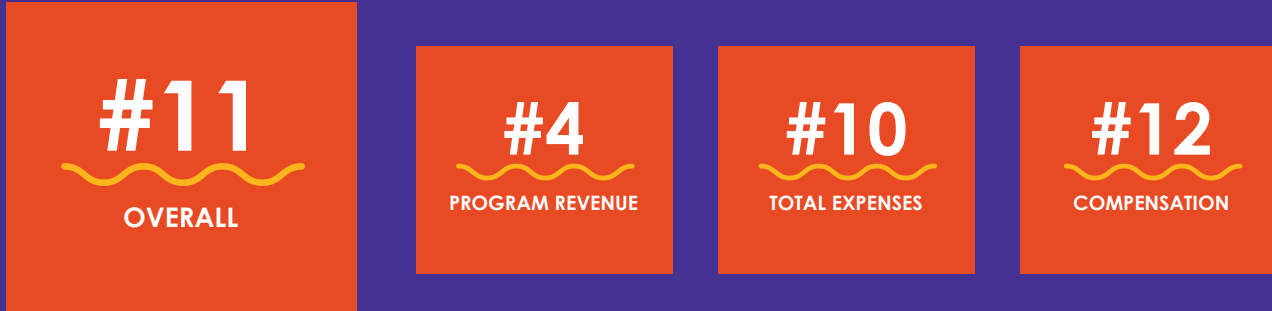
TOTAL TAXES 2019-2022



+ COMMUNITY STRENGTHS

SOURCE: SMU DATAARTS ARTS VIBRANCY INDEX

Cincinnati debuted on the Arts Vibrancy Index – a report that recognizes and celebrates the most arts-vibrant communities across the United States presented by SMU DataArts, the National Center for Arts Research – in 2020 as the 20th ranked large community (population greater than 1 million). In 2023, Cincinnati moved up to 11th, between New Orleans and Cleveland, ranking highly in program revenue, total expenses, and total compensation.



+ INDUSTRY LOCATION QUOTIENT

Location Quotient (LQ) refers to the measure of a region’s industrial specialization in comparison to the country as a whole. For example, an LQ of 1.0 indicates that the region is equally as specialized in an industry as the rest of the country, while those above and below 1.0 indicate a region is more or less specialized in the industry, respectively. The combination of non-profit and for-profit creative job opportunities that the Cincinnati region offers puts its industry LQ ahead of other regions. In 2022, the Cincinnati region’s arts industry LQ was 1.48, meaning it has **48% more jobs in the industry than expected for a region of its size**. The table below shows the top three arts subsectors in the Cincinnati region.



Industry Subsector	2022 Employment Concentration	2017 Jobs	2022 Jobs	2017 - 2022 Change
Promoters of Performing Arts, Sports, and Similar Events without Facilities	2.30	441	612	39%
Museums	2.00	1,046	1,269	21%
Musical Groups and Artists	1.55	333	392	18%

The LQ of arts and culture surpasses even some key regional industries, demonstrating its pivotal role in the economic landscape. With an **LQ ahead of sectors like transportation and warehousing (1.37), manufacturing (1.32), and finance and insurance (1.13)**, the significance of jobs in arts and culture for promoting regional economic vitality emphasizes the invaluable role that the arts play in enriching our thriving and diverse economic ecosystem.



THE IMPACT OF ARTS AND CULTURE BLINK 2022

When you add the 2022 impact of arts and culture year-round with the impact of Cincinnati's BLINK 2022 festival, the **total contribution of arts and culture to the region's economy grows to \$737.7 million.**

The 2022 edition of BLINK grew to over 30 city blocks and spanned from Findlay Market to downtown Covington, Kentucky across the Ohio River. Additionally, the event held a parade in which more than 85 arts and community groups and over 2,500 participants illuminated themselves and traveled along Fifth Street in Downtown Cincinnati.

Overall, in the Cincinnati MSA, BLINK 2022 generated \$249.3 million in total economic output and supported 1,687 jobs with earnings amounting to \$87.6 million. Additionally, BLINK 2022 generated approximately \$6.8 million in income, sales, and hotel tax revenue for the states and local jurisdictions that make up the Cincinnati region.

BLINK®, Illuminated by ArtsWave, will return October 17-20, 2024.



It is estimated that there were 2.16 million people attending BLINK across the four days of the event.

BLINK

ILLUMINATED BY
**arts
wave**
Funding Arts. Fueling Community.

\$249 MILLION TOTAL ECONOMIC IMPACT

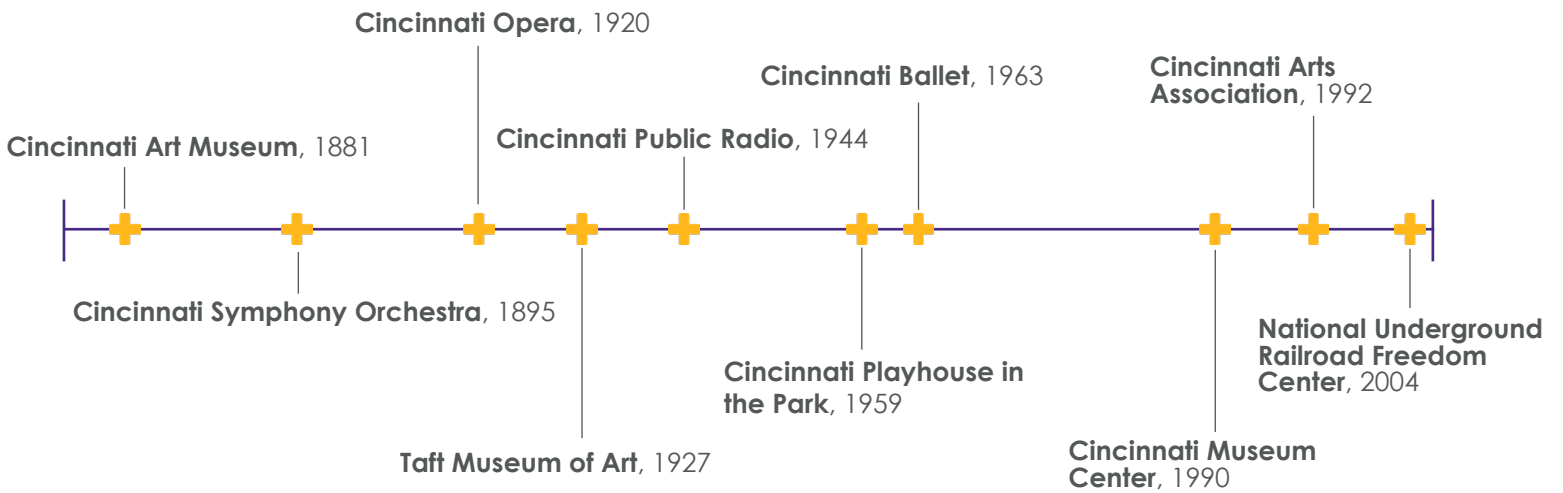


“The support from ArtsWave has helped elevate BLINK and the Cincinnati region into a global destination, attracting people from around the world to engage with immersive art experiences.”

JUSTIN BROOKHART
EXECUTIVE DIRECTOR, BLINK



TEN LARGEST ARTS & CULTURE ORGANIZATIONS | YEAR FOUNDED



TEN LARGEST ARTS & CULTURE ORGANIZATIONS | ECONOMIC IMPACT



TOTAL ECONOMIC IMPACT
\$367,263,030



TOTAL EARNINGS
\$154,179,611



TOTAL JOBS CREATED OR SUPPORTED
4,977



TOTAL TAXES GENERATED
\$11,811,663

IMPACT STORY: RESILIENCE & LONGEVITY

As seen in the timeline to the left, many of the largest, highest impact arts and culture organizations in the Cincinnati region have been around for quite some time. The youngest on the list is the National Underground Railroad Freedom Center at nearly 20 years, while the Cincinnati Art Museum is more than 140 years old. These organizations accounted for more than \$367 million of the sector's 2022 total economic impact, indicating the resilience and potential for growth of the organizations that ArtsWave invests in and supports.



48.9% of the 2022 total economic impact of the ten largest arts and culture organizations in the Cincinnati region was generated by the Cincinnati Symphony Orchestra.

ECONOMIC IMPACT OF TEN FAST-GROWING BIPOC ORGANIZATIONS

With an intentional focus on elevating the perspectives and artistic expressions of arts and cultural leaders of color, ArtsWave has invested \$3.6 million in organizations led by or for Black, Brown, Indigenous, and People of Color (BIPOC) and BIPOC artists since 2019. In contrast to the ten arts and culture organizations with the largest budgets and decades of patronage, these BIPOC organizations are mostly much smaller with significant potential for future growth. While the total economic impact of these ten organizations was about \$15 million in 2022, the underlying context is one of huge growth. **The total impact grew by 26% between 2019 and 2023 compared to 19% growth for all arts organizations, and the number of jobs created or supported grew by approximately 53% during that same period** – much higher than the 7.4% growth for all arts organizations. With time and investment, more of these organizations could become household names for generations of Cincinnatians to come.



TOTAL 2022 ECONOMIC IMPACT
\$15,165,891



TOTAL 2022 EARNINGS
\$6,086,567



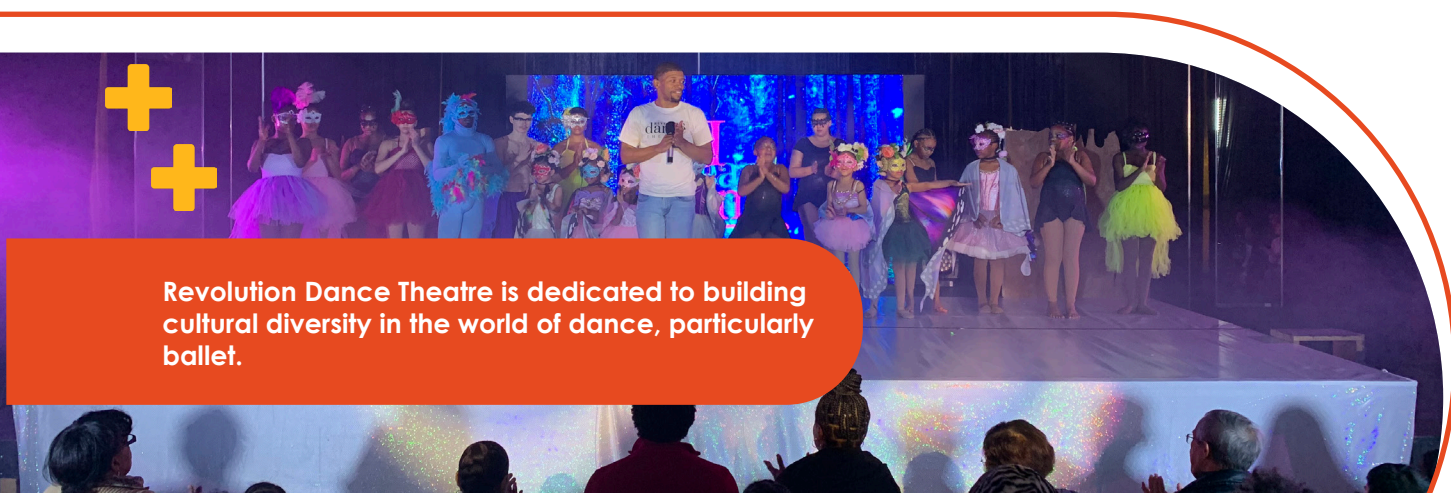
TOTAL 2022 JOBS
148



TOTAL 2022 TAXES GENERATED
\$398,036

BIPOC ORGANIZATIONS

- ARTE: Art Reconciliation Truth & Empowerment
- Bi-Okoto
- Elementz Hip Hop Cultural Art Center
- Learning Through Art
- Mutual Dance Theatre and Arts Centers
- National Underground Railroad Freedom Center
- Nriyapana School of Performing Arts
- Professional Artistic Research (PAR) Projects
- Revolution Dance Theatre
- Robert O’Neal Multicultural Arts Center



Revolution Dance Theatre is dedicated to building cultural diversity in the world of dance, particularly ballet.

THE BLACK AND BROWN ARTISTS GRANT PROGRAM | JULIA O. BIANCO

ArtsWave's Black and Brown Artists program provides financial support for Black and Brown artists in the Cincinnati Region to continue to explore the themes of our times. Julia O. Bianco was a first-time recipient of the grant in 2023 for her project "TOGETHERNESS."

"A year ago, things looked very different for me as an artist. My career has been catapulted to the next level throughout this year, and the grant has a lot to do with that. The really cool thing about ArtsWave is that it's actually invested in the artists' success. It's very nourishing."

JULIA O. BIANCO

Artist



IMPACT STORY: PAR PROJECTS

Professional Artistic Research Projects, known simply as PAR by most people, has been influencing Cincinnati's creative landscape since 2010. They are best known for their collaborative projects and for using shipping containers to create artistic experiences throughout the Cincinnati region. After moving around for years, PAR found a permanent home on Hoffner Street in Northside, where they have continued to upgrade and expand their facilities, creating a unique studio and gallery space for art installations, community gatherings; outdoor concerts, and micro-businesses ranging from wood-working to animation. As they have grown, so has their economic impact, which surpassed \$500K in 2022, a 269% increase since 2019. Over those four years, they received just over \$87,000 in grants from ArtsWave to help support and grow their mission.

+ INVESTMENTS FOR A LASTING IMPACT

The impact of the arts goes beyond annual operating expenses. The **\$751 million in capital investments since 2015 have generated an additional \$842 million in indirect economic impact.** The \$328 million in capital investments since 2020 have generated an additional \$368 million in economic impact. The capital investments from 2015 through the present have also created \$500 million in earnings, over 6,000 jobs, and over \$33 million in new tax dollars. This includes projected impacts for projects that are in-progress. **Since 2015, approximately 8% of earnings in the construction industry in the Cincinnati region can be attributed to capital investments made by arts organizations.**

Over \$750 million in capital investments have been made to Cincinnati arts and cultural institutions since 2015.



CHILDREN'S THEATRE OF CINCINNATI - EMERY THEATER (RENOVATION) - \$55M

First opened to the public in 1911 in Over-the-Rhine, the acoustically perfect Emery Theater was once home to legendary arts organizations, including The Children's Theatre of Cincinnati, which in 1919 was the first professional theater for young audiences. Emery Theater was once considered one of the top concert halls in the country: Sergei Rachmaninoff, Eleanor Roosevelt, John Philip Sousa, George Gershwin, and Dr. Martin Luther King, Jr. all stood on the Emery stage at various points in its history. The renewed facility, with first-of-its-kind production technology including AR/VR, is slated to open in the fall of 2025.



CINCINNATI PLAYHOUSE IN THE PARK (REBUILD) - \$49M

The new state-of-the-art complex opened in 2022, including the 539-seat Rouse Theatre which replaced what playhouse officials said was the oldest unrenovated mainstage facility at any regional theatre in the country. The new complex also includes updated dressing rooms, rehearsal rooms, green rooms, backstage areas, and a new costume shop.

ECONOMIC IMPACT OF CAPITAL INVESTMENTS

	TOTAL IMPACT	EARNINGS	JOBS		TAXES GENERATED
DIRECT	\$751,100,000	\$357,770,325	3,902	LOCAL TAXES	\$14,800,000
INDIRECT	\$842,016,560	\$146,617,925	2,427	STATE TAXES	\$12,200,000
TOTAL	\$1,593,116,560	\$504,388,250	6,329	FEDERAL TAXES	\$6,400,000
				TOTAL TAXES	\$33,400,000

OTHER CAPITAL INVESTMENTS

- Andrew J. Brady Music Center (new construction) - \$27M
- Art Academy of Cincinnati (expansion) - \$5M
- ArtsWave Headquarters (updates & improvements) - \$2M
- ArtWorks Walnut Hills project (renovation) - \$7.5M
- Black Music Walk of Fame (new construction) - \$20M
- Children's Theatre Red Bank Facility (adaptive reuse) - \$6.5M
- Cincinnati Art Museum (updates & improvements) - \$65M
- Cincinnati Ballet Valentine Center for Dance (new construction)- \$31M
- Cincinnati Museum Center / Union Terminal (renovation) - \$228M
- Cincinnati Music Hall (renovation) - \$143M
- Cincinnati Public Radio (new construction) - \$32M
- Cincinnati Shakespeare Otto M. Budig Theater (new construction) - \$17.5M
- Clifton Cultural Arts Center (new construction) - \$8.5M
- Contemporary Arts Center 'Creativity Center' (renovation) - \$5M
- Ensemble Theater (renovation) - \$6.2M
- Incline Theater (new construction) - \$5.9M
- Madcap Puppet Center - \$5M
- Memorial Hall (restoration) - \$11M
- Price Hill Will (historic renovation) - \$21M
- Professional Artistic Research Projects (new location/renovation) - \$850K

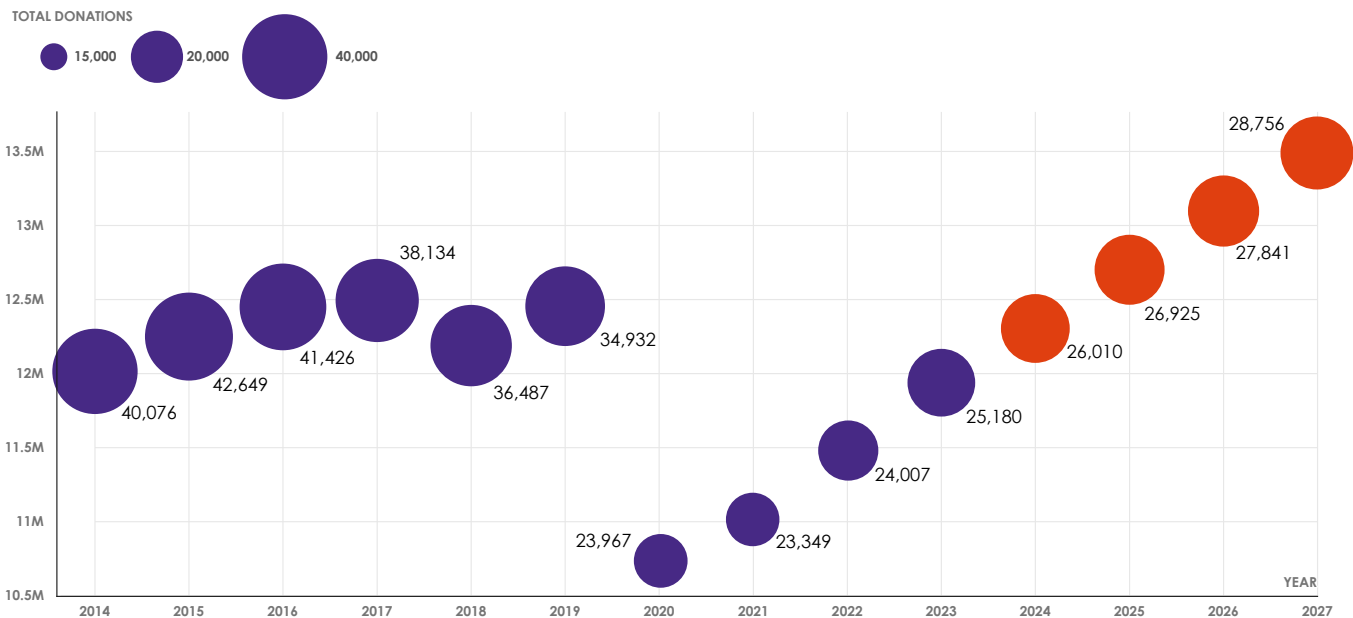
LOOKING FORWARD

It is projected that the annual economic impact of the arts and culture sector will grow to \$586,687,865 in 2027 and the total economic impact from 2023 to 2027 will be \$2,773,142,848.

\$2.8 BILLION
ECONOMIC IMPACT
 FROM 2023-2027



+ DONATIONS AND FUNDRAISING

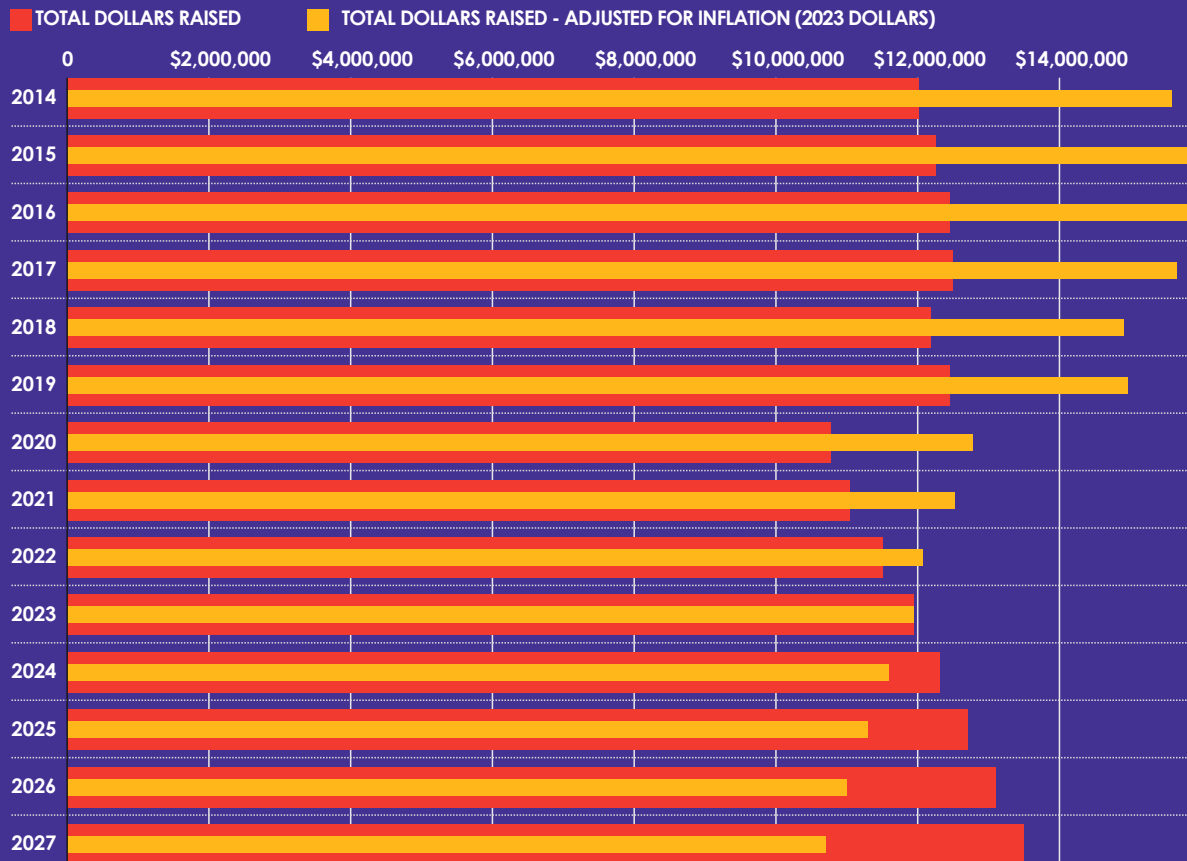


Over the past ten years, the total number of donations to the **ArtsWave Community Campaign peaked in 2015 at 42,649**. After falling to 23,967 in 2020 due to the pandemic, the number has risen to 25,180 in 2023. It is projected that **total gifts will continue to rise to 28,756 in 2027 based on post-pandemic trends**.

Total dollars contributed to the **ArtsWave Community Campaign peaked at \$12,493,871 in 2017**, falling to \$10,748,455 in 2020 and rising back to \$11,938,619 in 2023. Based on post-pandemic trends, if the current trajectory continues, it is projected that **campaign fund totals will rise to \$13,494,254 by 2027**.

+ DONORS & DOLLARS

ADJUSTED FOR INFLATION



Somewhat making up for fewer total donors since 2015, the **average gift amount has risen from \$300 in 2014 to \$474 in 2023**. In nominal dollars, it peaked at \$479 in 2022. Based on post-pandemic trends, it is projected that the average gift will remain steady at \$469 in 2027.

Adjusted for inflation in 2023 dollars, the **annual campaign total peaked in 2016 at \$15,928,169** and has fallen ever since, while the average gift peaked in 2020 at \$533 inflation-adjusted dollars.

To match the peak buying power of 2016's ArtsWave campaign, the **2027 campaign would need to raise roughly \$20.1 million, a 63% increase over the 2023 campaign total**. At the projected average gift of \$469, ArtsWave would need 43,847 donors to reach this goal – a 70% increase over the 2023 total number of donors. To reach this goal with the 25,180 donors that ArtsWave saw in 2023, the **average gift would need to increase to \$799**.

+ STRONGER ARTS FOR A STRONGER REGION

AN INVITATION FROM ARTSWAVE

In 1927, ArtsWave was created to grow a vibrant arts landscape. Founders Charles Taft and Anna Sinton Taft believed that Cincinnati's future strength would come from the strength of its institutions and assets, notably including arts and culture. Nearly one hundred years later, the strong economic impact of the region's arts unequivocally upholds their conviction.

The Taft's proposed to entrust their home and art collection to the people of Cincinnati – along with \$1 million – provided that the public showed they valued the art and would match their investment. Within three months, in 1927, \$2.5 million was contributed by several thousand local individuals and businesses, in amounts from \$5 to \$50k. The Tafts then established the Cincinnati Institute of Fine Arts, now known as ArtsWave. The organization's mission was to ensure the strength of the arts already in existence and to support organizations and art forms “yet to be imagined.”

Building on this unique history, every year, tens of thousands of arts donors fuel a vibrant regional economy and more connected community. ArtsWave re-invests donations into arts organizations and projects that do five things – bridge cultural divides, enliven neighborhoods, deepen roots and belonging, inspire kids to learn and innovate, and build our region's reputation as an outstanding place to live and work.

Decades of commitment and generosity have created an enviable array of arts and culture organizations that today generate major-league economic impact. Indeed, the “output” of Cincy arts and culture rivals that of other local for-profit industries. If arts and culture were to somehow be diminished, here is the quantifiable loss of economic vitality.

As this report also makes clear, the ArtsWave Community Campaign needs to grow faster and reverse a downward trend in numbers of donors in order to deliver the same value to the community over the next century. Maintaining a robust arts campaign is vitally important, so that grants outpace inflation and are large enough to stimulate further growth and innovation in the ecosystem, resulting in ever-greater impact.

With the challenges and opportunities ahead of us for new business development, workforce expansion, a new convention center, increased tourism, neighborhood revitalization, and fast-paced growth to the north and the south, what might we achieve if we, as the Cincinnati region, invested even more in arts and culture to drive exponential impact?

This report is an invitation to everyone. It's a moment in time to participate in shaping the future of arts and culture by investing in it anew – just as the citizens of Cincinnati did a century ago.



ARTSWAVE.ORG/GIVE



METHODOLOGY

The Center for Research & Data at the Cincinnati Regional Chamber (CRD) calculated the economic impact of arts and culture organizations in the Cincinnati region by examining the budgets of 70 organizations, most of which receive funding through ArtsWave. The operational expenditures of the 70 organizations were analyzed and assigned to industries based on the North American Industry Classification System (NAICS) and an input-output model was applied to calculate the indirect impact of those expenditures. For this model, Regional Input-Output Modeling Systems (RIMS II) published by the Bureau of Economic Analysis (BEA) were used. The RIMS II multipliers are designed to objectively estimate the total impact of spending in a region, taking into account the initial change in economic activity as well as subsequent rounds of spending. Every industry within a region is associated with a different multiplier. The total economic impact of the 2022 edition of BLINK was calculated similarly, but also included a survey distributed to attendees to capture spending habits. More information can be found on that methodology in the 2022 BLINK Economic Impact Report.

In addition to total economic impact, earnings, jobs created or supported, and taxes generated were also calculated. These were calculated using the Lightcast economic impact model. The Lightcast model utilized BEA, Bureau of Labor Statistics (BLS), and Census data to create an estimate of these variables. Because of the difficulty in capturing total spending of arts patrons on items such as dining, lodging, and transportation, the outputs in this report represent conservative estimates of the total economic impact of arts and culture on the Cincinnati region.

Finally, the CRD created a set of projections for the year 2027, coinciding with ArtsWave's centennial anniversary. These projections included total economic impact, donations to ArtsWave, and total donors to ArtsWave, which were calculated by analyzing post-pandemic trends and adjusting for expected inflation rates through 2027. These projections are based on current trends only and are subject to change due to a number of factors, including the national economic environment and regional giving habits.





THIS REPORT WAS GENERATED THROUGH DATA PROVIDED BY THE FOLLOWING ARTS AND CULTURE ORGANIZATIONS LOCATED IN THE CINCINNATI REGION:

A Mindful Moment
Activities Beyond the Classroom
American Legacy Theatre
American Sign Museum
Art Academy of Cincinnati
ARTE: Art Reconciliation Truth & Empowerment
Arts and Humanities Resource Center
for Older Adults/Creative Aging Cincinnati
Arts Connect
ArtWorks
Behringer-Crawford Museum
Bi-Okoto
Blue Ash Montgomery Symphony Orchestra
The Carnegie
The Children's Theatre of Cincinnati
Cincinnati Symphony Orchestra
Cincinnati Art Museum
Cincinnati Arts Association
Cincinnati Ballet
Cincinnati Boychoir
Cincinnati Chamber Orchestra
Cincinnati Educational Television
Cincinnati Landmark Productions
Cincinnati Memorial Hall Society
Cincinnati Museum Center
Cincinnati Musical Festival Association
dba The May Festival
Cincinnati Opera
Cincinnati Playhouse in the Park
Cincinnati Public Radio
Cincinnati Shakespeare Company
Cincinnati Youth Choir
Clifton Center for Creative Arts
Clifton Cultural Arts Center
Commonwealth Artists Student Theatre (CAST)
The Contemporary Arts Center
Creative Aging
Educational Theatre Association
Elementz Hip Hop Cultural Art Center
Ensemble Theatre Cincinnati
Friends of Music Hall
Hamilton Fairfield Symphony Orchestra
(AKA Butler Philharmonic Orchestra)
ish Festival
Kennedy Heights Arts Center
Kentucky Symphony Orchestra
Know Theatre of Cincinnati
Learning Through Art
Linton Chamber Music
Manifest Creative Research Gallery and
Drawing Center
MUSE Cincinnati's Women's Choir
Music Resource Center (division of YMCA)
Mutual Dance Theatre and Arts Centers
My Nose Turns Red Youth Circus
National Underground Railroad Freedom Center
Nriyaranpana School of Performing Arts
Over-the-Rhine International Film Festival
Oxford Community Arts Center
Pendleton Arts Center
PONES
Price Hill Will
Professional Artistic Research Projects
Pyramid Hill Sculpture Park & Museum
Queen City Opera
Queen City Performing Arts Organization
dba Cincinnati Men's Chorus
Revolution Dance Theatre
Robert O'Neal Multicultural Arts Center
Taft Museum of Art
Visionaries and Voices
Vocal Arts Ensemble
Wave Pool
Wyoming Fine Arts Center
Young Professionals Choral Collective



ARTSWAVE IS THE ENGINE FOR GREATER CINCINNATI'S ARTS.

We don't make the art you see. But for nearly 100 years, we've been the primary way Cincy's arts are funded.

Through gifts from tens of thousands of individuals and companies each year, ArtsWave supports 150+ organizations, artists and projects through funding, services and advocacy. They go on to create thousands of concerts, shows, exhibitions, arts education programming, public art, events like BLINK® and others, fueling a more vibrant regional economy and connected community for everyone.



THIS REPORT WAS COMMISSIONED BY ARTSWAVE AND PRODUCED BY THE CENTER FOR RESEARCH & DATA AT THE CINCINNATI REGIONAL CHAMBER

ABOUT THE CINCINNATI REGIONAL CHAMBER:

The Cincinnati Regional Chamber's mission is to grow the vibrancy and economic prosperity of the Cincinnati region. The Chamber team is working on behalf of member businesses to ignite business resiliency and inclusive growth, to invest in the people who call this region home, to lead regional connectivity through collaboration, and to champion the region's unique advantages. The Chamber is powered by inclusion, regional thinking, data, policy, and relationships. The Chamber's vision is that the region embodies the Future City, where business growth delivers the economic platform that accelerates opportunity for everyone who calls this region home. For more information, visit cincinnati-chamber.com

ABOUT THE CENTER FOR RESEARCH AND DATA

The Cincinnati Regional Chamber's Center for Research and Data is an initiative to deliver data-driven analysis regarding vital regional indicators and outcomes. The Center helps regional leaders, community partners, and policymakers make informed decisions around priorities like talent attraction, inclusive economic growth, and community-wide goals. We provide actionable insights to support the mission and vision of the Chamber.

ACKNOWLEDGEMENTS

- LEAD PRODUCER, RESEARCHER & COPY: BRANDON RUDD
- PRODUCER, DESIGNER & COPY: BRAD MASON
- PRODUCER, COPY & EDITING: MITCH WILCOX
- RESEARCHER: HALEY JACOBS





ECONOMIC IMPACT OF ARTS & CULTURE IN THE CINCINNATI REGION 2024



THIS REPORT WAS COMMISSIONED BY ARTSWAVE AND PRODUCED BY THE CENTER FOR RESEARCH & DATA AT THE CINCINNATI REGIONAL CHAMBER